

Pratik Yüz Siperli i nasıl yapılır?  
How to make **Face Shield** in **5 minutes**?



Pratik Yüz Kalkanı nasıl yapılır?

How to make **Face Shield** in 5 minutes?



Plastik Paketleme bantı 16 - 19 mm (1mm)  
**Plastic Packaging Strip 16 - 19 mm**

## Malzemeler Materials



Ofis tipi delgeç  
**Office type Punch**




Ku gözü el presi ve  
Ku gözü perçin iç çap 4mm

**Eyelet Rivet Gun**  
**Eyelet Rivet - 4 mm**



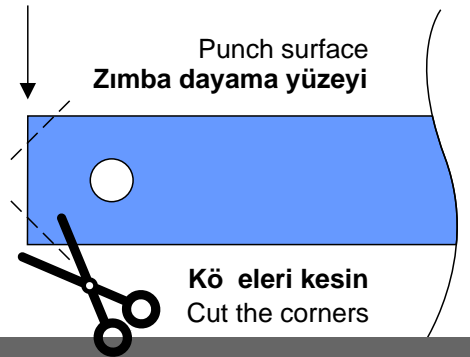


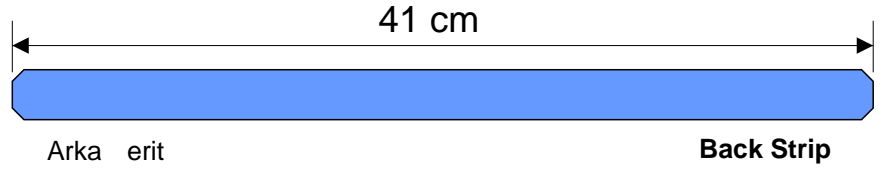
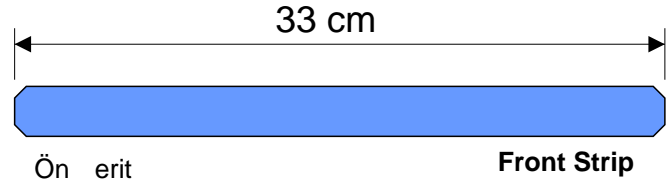
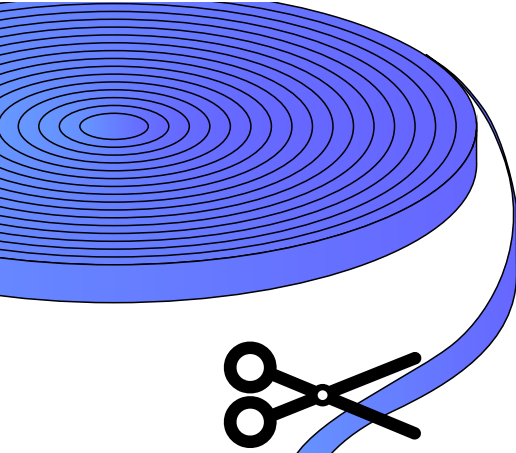
El tipi tel zımba makinası  
**Hand type Stapler**

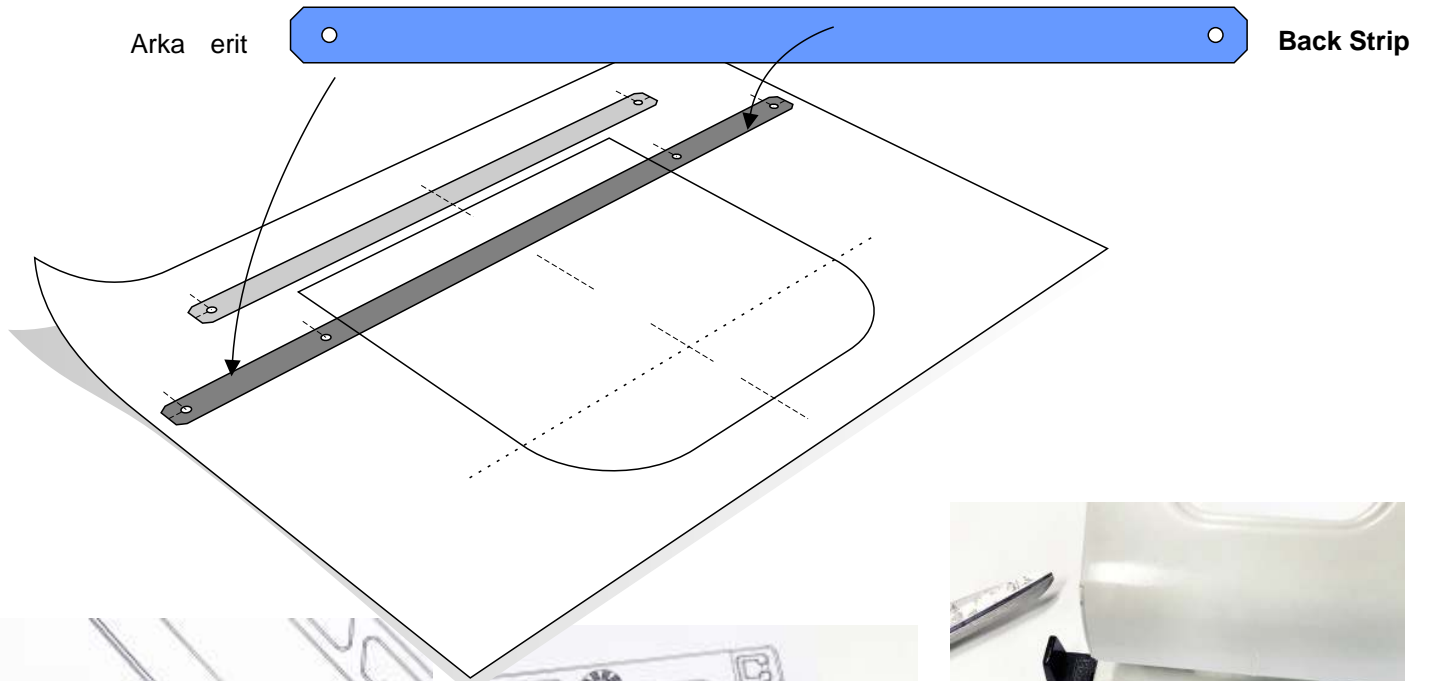


effaf PVC 30- 40 mikron  
**Transparent PVC 30- 40 micron**

Pratik Yüz Kalkanı nasıl yapılır?


How to make **Face Shield** in 5 minutes?

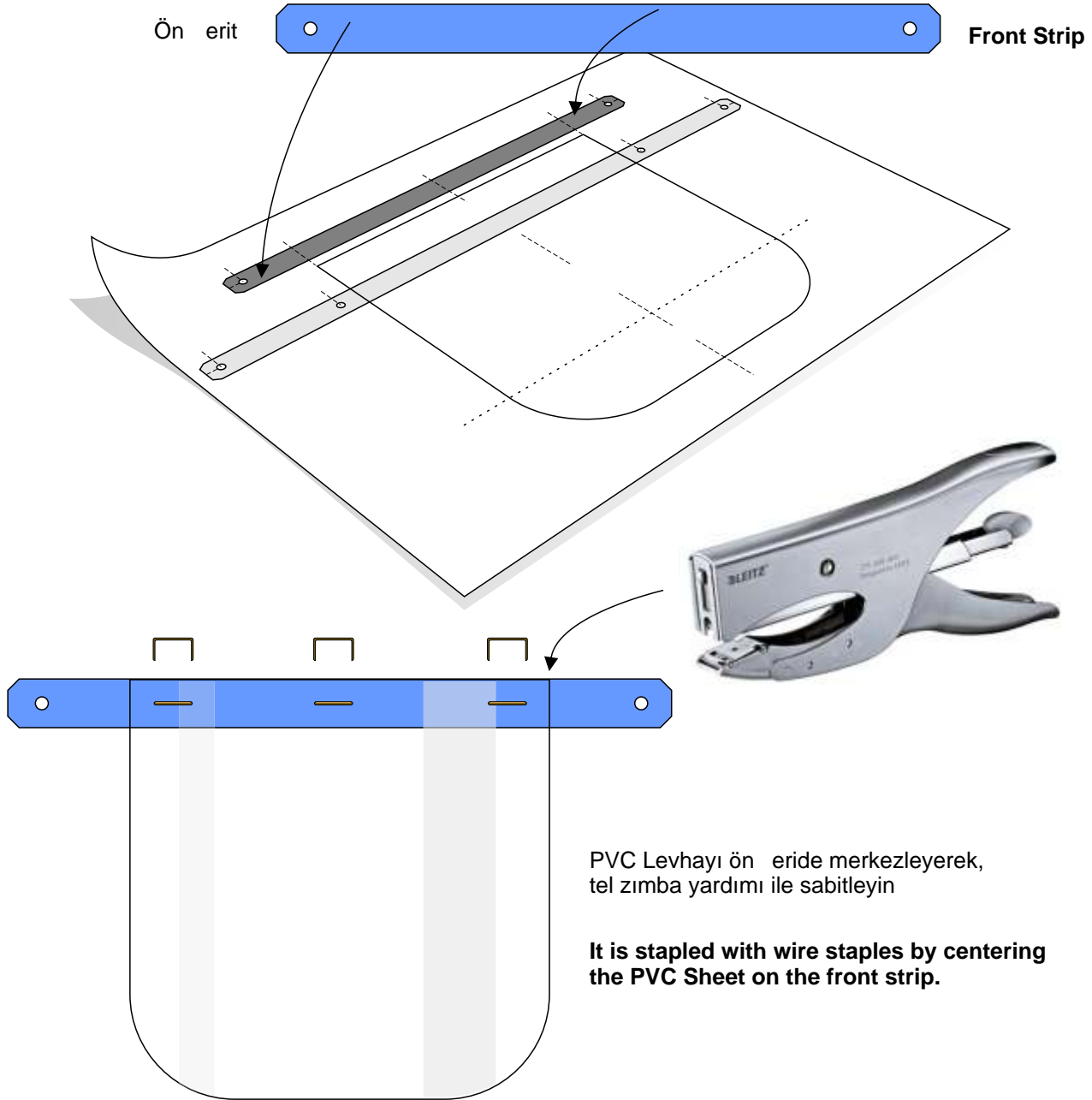




Arka erit hazır.

Back Strip is ready.






Arka erit




Front Strip

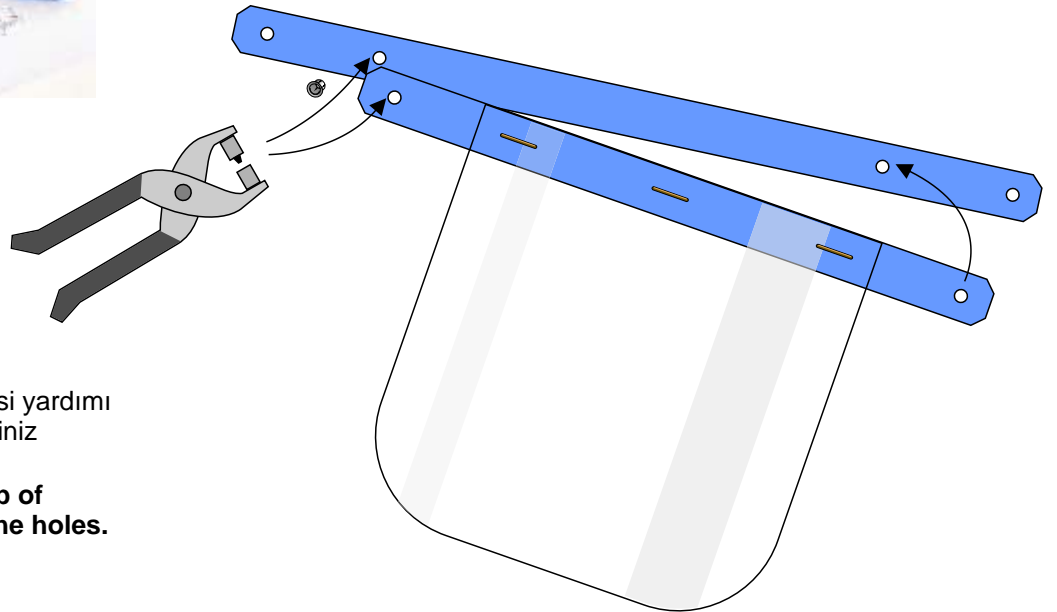
Ön erit



Back Strip



Parçalar birle tirmeye hazır!  
Parts are ready to fix together

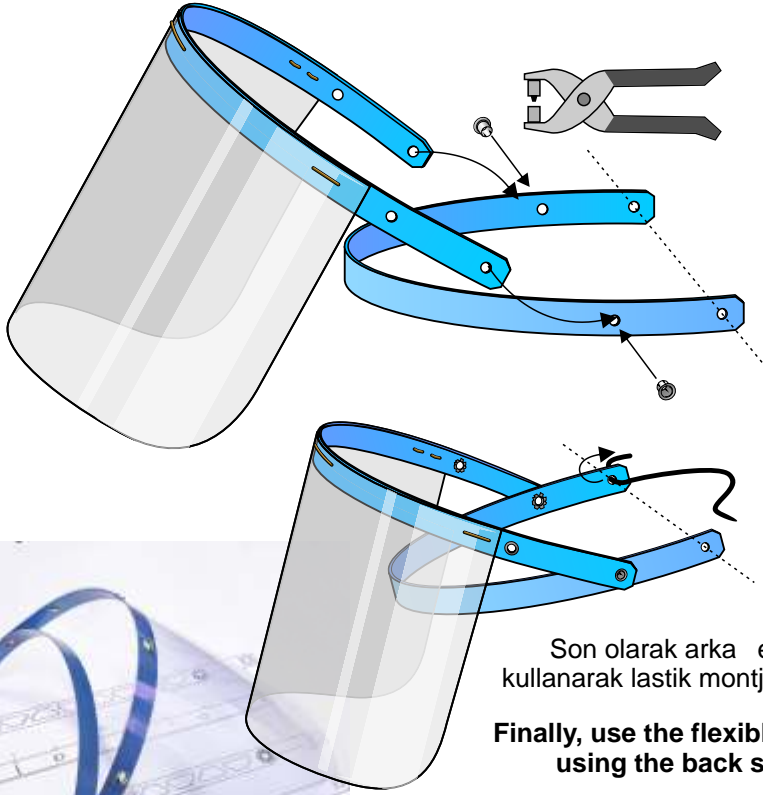


Delikleri üst üste getirerek el presi yardımı ile Ku gözü montajını yapabilirsiniz

**Mount the eyelets with the help of a hand press by overlapping the holes.**

Pratik Yüz Kalkanı nasıl yapılır?

How to make Face Shield in 5 minutes?



Son olarak arka erit deliklerini kullanarak lastik montajını yapabilirsiniz.

Finally, use the flexible part assembly using the back stripe holes.

Yüz Kalkanı kullanıma hazırdır.  
Face Shield is ready to use.



Yüz Kalkanı günlük kullanım için bir destek ürünü olarak hazırlanmıştır. Tam koruma sağlamaz. Ürünle birlikte maske kullanmak, uzman önerileri ve hijyen talimatlarına uymak gerekmektedir. Yüksek sterilizasyona gerektiren odalarda, ameliyathane ve operasyon durumlarında kullanımı önerilmez. Bu tür kullanım için sertifikalı ve sterilize ambalajlı ürünler kullanınız. Enfekte hasta teması sonrası ikinci kez kullanmayınız. Geri dönüşüm talimatlarına uygun şekilde imha ediniz.

Face Shield is prepared as a support product for daily use. It does not provide complete protection. It is necessary to use a mask with the product, to follow expert recommendations and hygiene instructions. It is not recommended for use in rooms requiring high sterilization, operating room and operation situations. Use certified and sterilized packaged products for this type of use. Do not use it for the second time after infected patient contact. Dispose of in accordance with the recycling instructions.



#empatiyleüret  
#createwithempathy

#hayatiçintasarla  
#designforlife

#yaratıcıetki  
#creativeimpact